

Important Notice to Authors

Attached is a PDF proof of your forthcoming article in *Physical Review Letters*. The accession code is LW12685.

Your paper will be in the following section of the journal: Condensed Matter: Structure, etc.

Figures submitted electronically as separate PostScript files containing color usually appear in color in the online journal. However, all figures will appear as grayscale images in the printed journal unless the color figure authorization form has been received and you have agreed to pay the necessary charges. For figures that will be color online but grayscale in print, please insure that the text and caption clearly describe the figure to readers who view it only in black and white.

No further publication processing will occur until we receive your response to this proof.

Questions & Comments to Address

The numbered items below correspond to numbers in the margin of the proof pages pinpointing the source of the question and/or comment. The numbers will be removed from the margins prior to publication.

- 1** APS has changed some fonts (e.g., A in He-A), in the text and title. Please confirm that these changes were made consistently.
- 2** External links were created for every reference where a digital object identifier (DOI) can be found. Please carefully confirm that the links created in this PDF proof direct the reader to the correct references online. If there is an error, correct the information in the reference or supply the correct DOI for the reference.
- 3** APS requires all author names be given for references with 10 or fewer authors. Please carefully confirm that author names were added correctly to replace et al., in Refs. [2, 4, 14, 23, and 25].
- 4** Please note the change to “transition” to agree with singular “This...” in [8]. Does this change retain the intended meaning of [8]?
- 5** References [12, 17] could not be located in the databases used by the system. While the references may be correct, we ask that you check them and provide their DOIs.
- 6** If [12] has fewer than 10 authors, please provide names to replace et al.
- 7** The phrase in [22] beginning “in which...” is somewhat unclear. Please provide new wording for the phrase.
- 8** The references have been reordered so that they are cited in the text in numerical order. Please confirm that text citations accurately reflect the renumbered references.
- 9** PRL does not allow the naming of awards or fellowships in the Acknowledgments. Please confirm that the deletions are acceptable, as given in the proof.
- 10** Editorial changes have been made for spelling, consistency, and PRL style. Please verify that the intended meaning has been retained for each such change, throughout the Letter.
- 11** Please note the change to the noun form “constraint” in the phrase beginning “to break off...”. Is this change correct?
- 12** APS has changed z to bold to agree with PRL math style. Is this APS change acceptable?
- 13** APS has changed “vortices-skyrmions” to “vortices and skyrmions” throughout the Letter. Please confirm that the APS change to “vortices and skyrmions” is correct.
- 14** Are the APS changes to bold z and bold Ω correct?
- 15** Please verify that the inline equation was typeset correctly.
- 16** Is the change to “increasing or decreasing” acceptable?
- 17** Citation of the Supplemental Material was expanded to agree with PRL style.
- 18** Please note the change of “disk’s” to singular possessive. Does this retain the intended meaning of “near the disk’s edge corners”?
- 19** Units of measure are given with slashes and with negative exponents. If these should be given consistently, please provide locations where changes need to be made, throughout the Letter.
- 20** Please note the change to semicolon before “such a vortex...”. Is this punctuation acceptable?
- 21** APS does not permit language such as “for the first time” or “ours is the first” in PRL and deletions were made to conform to journal style in the phrase beginning “we have created...”.
- 22** Should “vortex skyrmions” be changed to “vortices and skyrmions”?
- 23** For readers of the gray-scale publication, “lines” was changed to “curves” to differentiate the dashed black lines in Fig. 3. Is this change acceptable, in the Fig. 3 caption?

Other Items to Check

- Please check your title, author list, receipt date, and PACS numbers. More information on PACS numbers is available online at <http://publish.aps.org/PACS/>.
- Please proofread the article very carefully.
- Please check that your figures are accurate and sized properly. Figure quality in this proof is representative of the quality to be used in the online journal. To achieve manageable file size for online delivery, some compression and downsampling of figures may have occurred. Fine details may have become somewhat fuzzy, especially in color figures. The print journal uses files of higher resolution and therefore details may be sharper in print. Figures to be published in color online will appear in color on these proofs if viewed on a color monitor or printed on a color printer.

Ways to Respond

- **Web:** If you accessed this proof online, follow the instructions on the web page to submit corrections.
- **Email:** Send corrections to aps-proofs@premediaglobal.com. Include the accession code LW12685 in the subject line.
- **Fax:** Return this proof with corrections to +1.419.289.8923.

If You Need to Call Us

You may leave a voicemail message at +1.419.289.0558 ext. 133. Please reference the accession code and the first author of your article in your voicemail message. We will respond to you via email.



Chirality of Superfluid $^3\text{He-A}$

P. M. Walmsley and A. I. Golov

School of Physics and Astronomy, The University of Manchester, Manchester M13 9PL, United Kingdom
(Received 1 September 2012)

We have used torsional oscillators, containing disk-shaped slabs of superfluid $^3\text{He-A}$, to probe the chiral orbital textures created by cooling into the superfluid state while continuously rotating. Comparing the observed flow-driven textural transitions with numerical simulations of possible textures shows that an oriented monodomain texture with \hat{l} antiparallel to the angular velocity Ω_0 is left behind after stopping rotation. The bias toward a particular chirality, while in the vortex state, is due to the inequivalence of energies of vortices of opposite circulation. When spun-up from rest, the critical velocity for vortex nucleation depends on the sense of rotation, $\hat{\Omega}$, relative to that of \hat{l} . A different type of vorticity, apparently linked to the slab's rim by a domain wall, appears when $\hat{\Omega} = \hat{l}$.

DOI:

PACS numbers: 67.30.he, 11.30.Rd, 47.37.+q, 67.30.hb

10 Chiral superconductors and superfluids (with spontaneously broken time-reversal and parity symmetry) attract interest because of many properties that depend upon the chosen sense of orbital rotation and of the possibility to have topologically protected quantum states [1,2]. To investigate these, a monodomain texture with a known orientation of the order parameter is required. So far, even in field-cooled samples of chiral p -wave superconductor Sr_2RuO_4 , domain sizes not larger than $\sim 1 \mu\text{m}$ are reported [3], while the very existence of domain walls separating ground states (vacua) with opposite chiralities was only demonstrated indirectly [4]. Many other desirable proofs of the chiral character of Sr_2RuO_4 (such as the inequivalence of the critical fields and structures of defects for opposite directions of magnetic fields [5,6]) are yet to be made—and require finding some means of obtaining monodomain samples in the first place.

112 $^3\text{He-A}$ is a chiral p -wave superfluid [7] with the unit vector \hat{l} describing the local direction of the coherent orbital momentum of Cooper pairs. When $^3\text{He-A}$ in zero magnetic field is confined between two parallel walls, normal to \hat{z} and separated by a distance D , \hat{l} is forced normal to the boundaries, leading to a twofold degenerate ground state with a uniform \hat{l} texture (i.e. $\hat{l} = \pm\hat{z}$). These chiral textures are the time-reversed states of each other. This quasi-2D $^3\text{He-A}$ is analogous to the case of anisotropic Sr_2RuO_4 in which the \hat{l} vector is aligned with the c axis. Yet $^3\text{He-A}$ differs by the ability of its order parameter to break off the constraint $\hat{l} \parallel \pm\hat{z}$ at macroscopic length scales $\leq D$. While similar to chiral superconductors, $^3\text{He-A}$ is free of many problems that plague them: it is free of complicated rotational anisotropy and crystal defects; there is no long-range magnetic interaction between different regions of vorticity and surface currents; its large-core vortices and skyrmions experience no bulk pinning and only very weak pinning by container walls—thus allowing them to be completely removed after stopping rotation.

In the absence of any orientational bias to lift the degeneracy, a transition into the superfluid state produces multiple regions of uniform \hat{l} texture of both chiral types separated by domain walls; such polydomain textures display reduced critical velocities (identical for rotation in opposite directions) for the Fréedericksz transition and vortex nucleation [8,10], and also the strong intrinsic pinning of vorticity by the network of domain walls [11]. In this Letter, we demonstrate asymmetry with respect to the sense of rotation in monodomain samples of $^3\text{He-A}$ which we succeeded in creating by cooling ^3He while rotating. The orientation of the obtained \hat{l} texture was found to be actually *opposite* to the angular velocity of rotation that was producing the bias.

Cooling through the temperature of the second-order phase transition, T_c , while rotating at $\hat{\Omega}_0 = \pm\hat{z}$ seems to be one way to selectively create the chiral vacuum of the lowest free energy [12]. The Zeeman-like interaction, $\propto -\mathbf{L}_0 \cdot \Omega_0$, due to the tiny intrinsic orbital momentum \mathbf{L}_0 [7] would favor $\hat{l} \parallel +\Omega$; however, the effect of quantized vortices should be much greater. As the thermodynamic first critical field is zero in $^3\text{He-A}$, one arrives into the vortex state. Superfluid $^3\text{He-A}$ allows a wide variety of vortex types [13,14] with either singular or continuous cores, and hence several different vortex states. In our conditions (thick slab, zero magnetic field, substantial angular velocities) [15], the continuous vortices and skyrmions of Anderson, Toulouse, and Chechetkin (ATC) [13,16,17] have the lowest energy. These are metastable \hat{l} textures with the diameter of the soft core $\sim D$, within which the \hat{l} vector flips. The circulation of the superfluid velocity around any contour is related to the inhomogeneous \hat{l} texture within the contour through the Ho theorem [18]. Figures 1(a) and 1(b) show ATC vortices of opposite senses of circulation embedded in the $\hat{l} = \hat{z}$ ground state. They have $m = -2w$ quanta of circulation, $\kappa \equiv h/2m_3$, where the integer w denotes the winding number of the xy

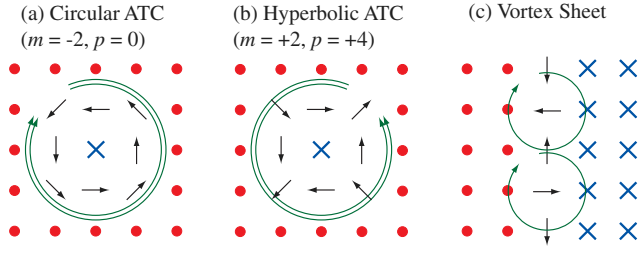


FIG. 1 (color online). \hat{l} textures of nonsingular vortex states in a monodomain (a), (b) and polydomain (c) quasi-2D $^3\text{He-A}$. The circles and crosses represent the chiral uniform textures with $\hat{l} = \hat{z}$ and $\hat{l} = -\hat{z}$, respectively. Black arrows show the orientation of the distorted regions where $\hat{l} \perp \hat{z}$. The quanta of velocity circulation are indicated by the green circular arrows.

component of \hat{l} inside the core region (taking counter-clockwise rotation as positive). The axisymmetric “circular” vortex (a) with $w = +1$ ($m = -2$) possesses an orbital momentum *antiparallel* with $\hat{l} = \hat{z}$, whereas the “hyperbolic” vortex (b) with $w = -1$ ($m = +2$) has its orbital momentum *parallel* with $\hat{l} = \hat{z}$. One can think of their soft cores as of circular domains of the time-reversed state ($\hat{l} = -\hat{z}$) surrounded by a domain wall, which is decorated by compact vortex kinks-merons, each with one quantum of circulation. The total circulation is hence $m = -2 + p$, where the even integer p gives the number of circulation quanta contributed by kinks: $p = 0$ for circular (a) and $p = +4$ for hyperbolic (b) vortices. An extended domain wall between the degenerate time-reversed ground states, decorated with vortex kinks, is generally known as the vortex sheet [14] [Fig. 1(c)].

The free energy in a frame rotating together with the container and viscous normal component is $F = F_0 + \pi R^2 n E_v - \mathbf{L} \cdot \boldsymbol{\Omega}$, where F_0 is the free energy in the laboratory frame associated with the underlying global \hat{l} texture, n is the areal density of vortices, E_v is the energy of a vortex, R is the radius of the container, and \mathbf{L} is the total angular momentum. The inequivalence of the two types of ATC vortex suggests that they are capable of providing an orientational bias such that a particular chirality of \hat{l} is preferred, dependent on which type has the lowest energy E_v . We used the approach of Karimäki and Thuneberg [19] to calculate the free energy for the 2D ATC vortices. We find that the ratio of energy between the two vortex types is $E_v(m = -2)/E_v(m = +2) = 0.89$, thus predicting that the oriented ground state texture with $\hat{l} = -\hat{\Omega}_0$ should be favored. Basically, these calculations confirm the expectation that the smoother \hat{l} texture of the soft core of the circular vortex ($p = 0$) results in a lower vortex energy than the kinked core of the hyperbolic vortex ($p = 4$). As kinks generally add energy, the vortex with fewer kinks (smaller $|p|$) should have the lowest energy. The formula $m = -2 + p$ then suggests the equilibrium vortex state is that with $p = 0$, i.e. $m = -2$.

We investigated textures, using the torsional oscillator (TO) technique, in $^3\text{He-A}$ inside two different disk-shaped cavities, both with radius $R = 5.0$ mm, but with thicknesses $D \approx 0.26$ and 0.41 mm. In this geometry, there are two additional factors that affect the texture: the edges of the disk and the filling line (of radius 0.4 mm) that arrives via the torsion stem into the disk on its axis. While the texture inside the fill line has negligible effect on the TO properties, the way it merges with the texture in the slab is important because (as was indeed the case) it might possess an additional two-quantum vortex. The TO resonance frequency and width are sensitive to counterflow velocity, particularly near the rim of the disk, through the changes in the anisotropic density and viscosity of the normal component resulting from flow-induced azimuthal tilting of \hat{l} . The TOs were mounted on a rotating nuclear demagnetization cryostat with the disk’s axes aligned with the rotation axis of the cryostat ($\hat{z} \parallel \boldsymbol{\Omega}$). All experiments were at 29.3 bar pressure and with temperatures in the range 2–2.5 mK. The motion of the TOs was driven and detected capacitively at a frequency close to the resonant frequencies of $\nu_R = 627$ and 674 Hz and the full width at half maximum (bandwidth) was $\nu_B = 0.12$ Hz and 0.25 Hz for the thin and thick slabs, respectively. The viscous penetration depth was $\sim D$; hence, both ν_R and ν_B showed a similar response so we used whichever had the better signal-to-noise ratio.

To create oriented textures, we cooled through $T_c = 2.5$ mK at a rate of $\sim 1 \mu\text{K min}^{-1}$ while rotating the cryostat at $\boldsymbol{\Omega}_0 = \pm 0.42 \hat{z} \text{ rad s}^{-1}$. The magnitude of $\boldsymbol{\Omega}_0$ was chosen so that the texture in the fill line was the Mermin-Ho type with $1\kappa\hat{\Omega}_0$ of circulation and had $\hat{l} = \hat{\Omega}_0$ on axis. It also ensured that the distance between vortices in the slab, $\approx (\kappa/\Omega_0)^{1/2} = 0.4$ mm, is sufficiently large that their soft cores of radius $\approx D/2$ are well separated. We thus can treat the texture in the slab as an array of ATC vortices embedded in a uniform oriented texture. After cooling well below T_c , the rotation was stopped, and the majority of vortices left the slab. The cryostat was then rotated gently in the opposite direction with $\boldsymbol{\Omega} = -0.01\hat{\Omega}_0 \text{ rad/s}$ to remove any (typically 3–8) weakly pinned vortices [10].

The two types of oriented monodomain texture $\hat{l} = \pm \hat{\Omega}_0$, possible in our geometry, are shown in Fig. 2. If $\hat{l} = \hat{\Omega}_0$ then the texture is the Mermin-Ho type and there will be $+1\kappa\hat{\Omega}_0$ of circulation due to the bending of \hat{l} within a distance $\approx D$ from the outer perimeter of the slab [Fig. 2(b)]. Alternatively, if $\hat{l} = -\hat{\Omega}_0$ then the orientation of the texture in the slab is opposite to that in the center of the fill line, and “stitching” these textures together will result in a vortex with $+2\kappa\hat{\Omega}_0$ of circulation trapped in the center. There will also be $-1\kappa\hat{\Omega}_0$ contribution that again arises from the bending of \hat{l} at the perimeter [Fig. 2(a)]. In both of these cases, the azimuthal component of superflow is given by

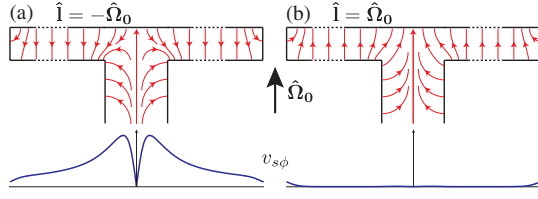


FIG. 2 (color online). The two possible textures (mainly the distorted textures at the rim and at the fill line in the center of our disk-shaped cavities) are shown, while the extended uniform textures, $\hat{l} = \pm \hat{z}$, in between are skipped for clarity) and their associated azimuthal component of superflow, $v_{s\phi}$ [from Eq. (1)]. $\hat{l} = -\hat{\Omega}_0$ (a) and $\hat{l} = \hat{\Omega}_0$ (b).

$$v_{s\phi} = \frac{(1 - l_z)\kappa}{2\pi r}. \quad (1)$$

To figure out which of these textures was formed, we rotated the cryostat at $\Omega > \Omega_F \approx v_F/R$ to induce the flow-driven Fréedericksz transition [8] while tracking changes in ν_R and ν_B . This was done for both directions of rotation ($\Omega \parallel \pm \Omega_0$) but with care not to nucleate vortices. The observed shifts, $\Delta \nu_R(\Omega)$ (shown in Fig. 3), were reversible with increasing or decreasing Ω . There are reproducible differences for opposite senses of rotation that have been observed in both slabs investigated: for ($\Omega \parallel \Omega_0$), the onset of the Fréedericksz transition occurs at a lower Ω_{F+} , and then the TO frequency $\nu_R(|\Omega|)$ drops with a shallower slope compared to rotation in the opposite direction (where the transition is noticeably sharper and at a

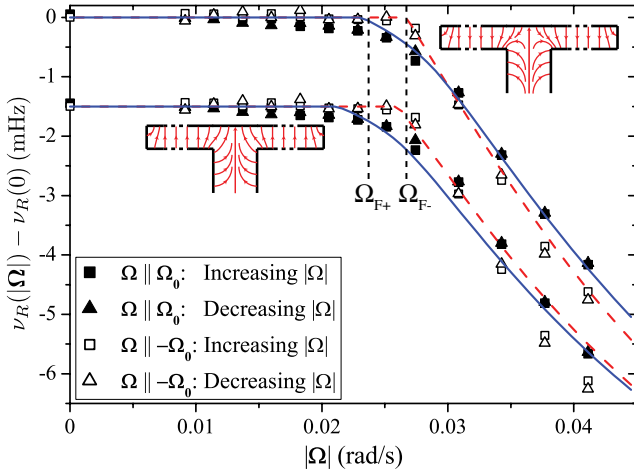


FIG. 3 (color online). The shift in $\nu_R(\Omega)$ for the $D = 0.26$ mm slab due to the flow-induced Fréedericksz transition for both directions of rotation. The curves (solid blue: $\Omega \parallel -\hat{l}$, dashed red: $\Omega \parallel \hat{l}$) are calculated using Eq. (2) for the two possible types of oriented textures [top: $\hat{l} = -\hat{\Omega}_0$ as on Fig. 2(a); bottom (shifted by -1.5 mHz for clarity): $\hat{l} = \hat{\Omega}_0$ as on Fig. 2(b)]. They are compared with the typical experimental data, $\Omega \parallel \pm \Omega_0$ (same data points are also repeated shifted by -1.5 mHz). $T = 0.9T_c$ and $C = -18$ mHz.

larger Ω_{F-}) [20]—so that two $\nu_R(|\Omega|)$ quickly change hands before becoming nearly parallel.

To elucidate the \hat{l} texture obtained in the experiment, we have numerically calculated $\hat{l}(r, z, \Omega)$ in the slab by minimizing the free energy (see the Supplemental Material [21]). The calculated textures were converted into a frequency shift using

$$\nu_R(\Omega) - \nu_R(0) = \frac{2C}{\pi DR^4} \int r^2 l_\phi(r, z, \Omega) dV, \quad (2)$$

where $C \propto \rho_s(T)$ is a fitting parameter to provide the correct frequency scaling. In addition, the effective D was increased from 0.26 to 0.28 mm so that the calculated values of Ω_F coincided with the measurements. The calculated frequency shifts are compared to the experimental data in Fig. 3. Clearly the oriented texture with $\hat{l} = -\hat{\Omega}_0$ best reproduces all observed differences in the response of the torsional oscillator for the different directions of rotation. The observed asymmetry results from the combined effect of a trapped double-quantum vortex and the coupling between the applied flow and the nonuniform texture at the perimeter of the slab [21]. We thus confirm our theoretical calculations that $\hat{l} = -\hat{\Omega}_0$ is formed by our technique.

Further evidence for the presence of an oriented texture can be seen in the difference between the critical angular velocities for vortex nucleation, Ω_c , for $\Omega \parallel \pm \Omega_0$, and in the case of the thicker slab the subsequent motion of vorticity is entirely different for rotation with $\Omega \parallel -\Omega_0$. When an oriented texture is rotated with $\Omega \parallel \Omega_0$, circular ATC vortices will be nucleated near the outer rim and then move toward the center of the disk, forming a vortex cluster, such that $v(R) = v_c = \Omega_c R$. Upon slowing down, the vortex cluster expands and vortices are able to leave, so a uniform equilibrium distribution of vortices $n = \Omega/\kappa$ is maintained. These rotations with $\Omega \parallel \Omega_0$ (which introduced up to ≈ 500 ATC vortices) always left behind the original defect-free oriented texture after stopping rotation. The “ Ω loops” (like magnetization loops for type-II superconductors) thus show hysteresis in the measured TO properties associated with vortex nucleation at finite v_c [10] [see Fig. 4(d)]. For $D = 0.26$ mm (0.41 mm) we found $v_{c+} \approx 0.6$ mm s $^{-1}$ (0.3 mm s $^{-1}$). We thus interpret $v_c(D)$ that decreases with increasing D as $v_c \approx 4v_F \propto D^{-1}$ as the critical velocity for vortex nucleation near the disk’s edge corners, where the \hat{l} texture is severely distorted due to the boundary conditions at the walls [22]. These critical velocities are consistent with vortices having *continuous* cores, for which $v_c \sim \kappa/D \sim 0.2$ mm s $^{-1}$ [10], and not with those having *singular* cores with $v_c \sim \kappa/\xi_d \sim 70$ mm s $^{-1}$ [23] ($\xi_d \approx 10$ μ m is the dipole length above which the spin and orbital degrees of freedom are coupled).

Fast rotation with $\Omega \parallel -\Omega_0$ is expected to nucleate hyperbolic ($m = +2$, $p = +4$) ATC vortices, which when far from the rim will behave the same way as the

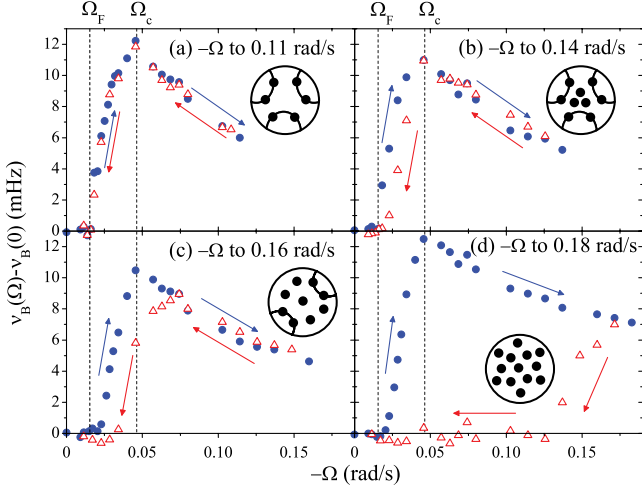


FIG. 4 (color online). Δv_B in the 0.41 mm thick slab for a series of rotation sweeps with $\Omega \parallel -\Omega_0$. Solid (open) symbols are for increasing (decreasing) $|\Omega|$. The cartoons indicate how some vorticity is bound to the rim of the container.

previously discussed circular ATC vortices. This appears to be the case for the 0.26 mm slab, where we observe similar Ω loops albeit with reduced $v_{c-} \approx 0.4$ mm/s. The oriented texture still remained after rotation is stopped. However, the behavior for the 0.41 mm slab is very different: even though there are clear evidences of vortex nucleation above $v_{c-} \approx 0.25$ mm/s ($\Omega_{c-} \approx 0.05$ rad/s), the Ω loops are still nonhysteretic! Only above $\Omega \approx 0.14$ rad/s does the hysteresis gradually set in (indicating that the nucleated vortices stay in the central cluster). Figure 4 shows changes in v_B for a series of rotation sweeps to progressively higher Ω . v_B increases when $\Omega > \Omega_{F-}$ but then begins to decrease when Ω_c ($v_{c-} \approx 0.25$ mm s $^{-1}$) is reached due to the creation of vorticity ($v_{c-} \propto D^{-1}$ for this direction of rotation as well). If the rotation was slowed after reaching a maximum of 0.11 rad/s as shown in Fig. 4(a) (corresponding to introducing $\approx 140\kappa$) then there is no hysteresis at all. If the maximum angular velocity is now increased to 0.14 rad/s [Fig. 4(b)] then there is some slight hysteresis during the final part of the deceleration. The next rotation [Fig. 4(c)] has a slightly higher Ω_{F-} consistent with $\approx 20\kappa$ being trapped from the previous rotation sweep. Unlike vortices introduced by rotations in the original direction, $\Omega \parallel \Omega_0$, this vorticity is now strongly pinned [11], and cannot be removed by gentle rotation in the opposite direction. It also seems that defects had been irreversibly introduced into the texture as the behavior for small Ω ($\Omega_{F-} < \Omega < \Omega_{c-}$) was changed and no longer corresponded to the ones shown in Fig. 3. Further rotation to higher angular velocities introduces more hysteresis [Figs. 4(c) and 4(d)]. The fact that no hysteresis is seen just above Ω_{c-} means that vortices can be reversibly removed upon (even small) deceleration, which is extraordinary.

We suggest a speculative scenario that the nonhysteretic vortex behavior results from vorticity that is bound to the disk's rim. This could occur when a crescent-shaped domain of $\hat{l} = \hat{\Omega}_0$ is formed. Its domain wall will have a reduced critical velocity for the nucleation of vortex kinks [24] and can either become decorated with four vortex kinks and detach from the wall forming an individual $m = +2$, $p = +4$ ATC vortex which will migrate toward the center of the disk (as apparently happens in the thinner slab), or it can stretch and become further decorated with vortex kinks forming a vortex sheet [Fig. 1(c)]. The ends of the vortex sheet will remain attached to the rim while the vortex kinks will be attracted toward the center but this will be resisted by the tension of the domain wall. The nonhysteretic behavior probably results from the nucleation of multiple vortex sheets; such a vortex configuration shows very little hysteresis in bulk $^3\text{He-A}$ [25]. The sheets are able to shrink and disappear upon deceleration, until a second critical velocity (≈ 0.14 rad/s) is reached when certain domain walls and kinks remain after rotation is stopped, perhaps due to pinning. Further rotations then show more hysteresis as the kinks are no longer bound to the rim and move toward the center of the disk. The fact that, following the rotation, at Ω well above Ω_{c-} , in the direction opposite to that of Ω_0 the initially monodomain texture is permanently ruined (as judged by the Fréedericksz transition) also tells us that domain walls have been introduced along with vortex nucleation. This seems to be a natural process of gradual replacement of the metastable vortex state with hyperbolic vortices in $\hat{l} \parallel \Omega$ texture by that with circular vortices in $\hat{l} \parallel -\Omega$ texture.

By breaking the time-reversal symmetry of the two competing ground states of chiral $^3\text{He-A}$ by rotation at Ω_0 , we have created large monodomain samples of $^3\text{He-A}$ in a slab geometry and determined their orientation \hat{l} as a function of the bias: $\hat{l} \parallel -\Omega_0$. This orientation is opposite to that expected from the interaction with the intrinsic orbital moment, but is due to the differences in the structures of vortex skyrmions with opposite senses of circulation. It is hence the -2 in the formula $m = -2 + p$ that explains that the lower-energy vortices with circular core ($p = 0$) are embedded into the \hat{l} texture oriented *opposite* to the sense of initial rotation. In chiral superconductors, thanks to the inequivalence of energies of vortices with opposite senses of circulation [6], it might also be possible to create monodomain \hat{l} textures by a similar technique (i.e. slow field-cooling into the vortex state in a substantial magnetic field up to $H \sim H_{c2}$); this will result in $\hat{l} \parallel -\mathbf{H}$ orientation which is opposite to the one favored by field-cooling experiments with small fields $H \ll H_{c1}$ [3].

We acknowledge discussions with H. E. Hall and the contribution of S. May in the construction of the experiment. Support provided by EPSRC under GR/N35113, EP/E001009, and through EP/I003738 to P. M. W.

- 2
3
- [1] A. P. Mackenzie and Y. Maeno, *Rev. Mod. Phys.* **75**, 657 (2003).
- [2] H. Nobukane, A. Tokuno, T. Matsuyama, and S. Tanda, *Phys. Rev. B* **83**, 144502 (2011).
- [3] F. Kidwingira *et al.*, [arXiv:1002.1430v1](https://arxiv.org/abs/1002.1430v1).
- [4] F. Kidwingira, J. D. Strand, D. J. Van Harlingen, and Y. Maeno, *Science* **314**, 1267 (2006).
- [5] T. A. Tokuyasu, D. W. Hess, and J. A. Sauls, *Phys. Rev. B* **41**, 8891 (1990).
- [6] J. A. Sauls and M. Eschrig, *New J. Phys.* **11**, 075008 (2009).
- [7] D. Vollhardt and P. Wölfle, *The Superfluid Phases of Helium 3* (Taylor & Francis, London, 1990).
- [8] A counterflow ($\mathbf{v} \equiv \mathbf{v}_n - \mathbf{v}_s$) applied parallel to the boundaries favors $\hat{\mathbf{l}}$ to be aligned with \mathbf{v} . The uniform texture persists until the critical velocity $v_F \approx \sqrt{5}\kappa/4D$ is reached when $\hat{\mathbf{l}}$ begins to tip in the middle ($z = 0$) in order to align with the flow [9]. This flow-driven Fréedericksz transition has been observed experimentally [10] and forms the basis of our characterization technique.
- [9] A. L. Fetter, *Phys. Rev. B* **14**, 2801 (1976).
- [10] P. M. Walmsley, D. J. Cousins, and A. I. Golov, *Phys. Rev. Lett.* **91**, 225301 (2003).
- [11] P. M. Walmsley, I. J. White, and A. I. Golov, *Phys. Rev. Lett.* **93**, 195301 (2004).
- 56
- [12] T. D. C. Bevan *et al.*, *J. Low Temp. Phys.* **109**, 423 (1997).
- [13] M. M. Salomaa and G. E. Volovik, *Rev. Mod. Phys.* **59**, 533 (1987).
- [14] Ü. Parts, J. Karimäki, J. Koivuniemi, M. Krusius, V. Ruutu, E. Thuneberg, and G. Volovik, *Phys. Rev. Lett.* **75**, 3320 (1995).
- [15] C. R. Hu, T. E. Ham, and W. M. Saslow, *J. Low Temp. Phys.* **32**, 301 (1978).
- [16] P. W. Anderson and G. Toulouse, *Phys. Rev. Lett.* **38**, 508 (1977).
- [17] V. R. Chechetkin, *Sov. Phys. JETP*, **44**, 766 (1976).
- [18] T.-L. Ho, *Phys. Rev. B* **18**, 1144 (1978).
- [19] J. M. Karimäki and E. V. Thuneberg, *Phys. Rev. B* **60**, 15290 (1999).
- [20] We ascribe + (−) index to the critical velocities for rotation in the same (opposite) direction as that of $\mathbf{\Omega}_0$ at which the texture was created.
- [21] See Supplemental Material at <http://link.aps.org/supplemental/10.1103/PhysRevLett.000.000000> for details of the texture calculation.
- [22] This interpretation of the nature of v_c differs from that given in [10] in which on the basis of the proximity of $v_{c+} = 0.6 \text{ mm s}^{-1}$ (for the 0.26 mm slab) with the $v_{c0} \approx 1 \text{ mm s}^{-1}$ due to the bulk dipole-unlocking instability when $\hat{\mathbf{l}} \parallel \pm \mathbf{v}$ [24].
- [23] V. M. H. Ruutu, J. Kopu, M. Krusius, Ü. Parts, B. Plaçais, E. Thuneberg, and W. Xu, *Phys. Rev. Lett.* **79**, 5058 (1997).
- [24] J. Kopu, R. Hänninen and E. V. Thuneberg, *Phys. Rev. B* **62**, 12374 (2000).
- [25] V. B. Eltsov, R. Blaauwgeers, N. Kopnin, M. Krusius, J. Ruohio, R. Schanen, and E. Thuneberg, *Phys. Rev. Lett.* **88**, 065301 (2002).
- 7
8