



AuBr₃-Catalyzed Thiooxime-to-Carbonyl Conversion: From Chiral Aliphatic Nitro Compounds to Ketones without Racemization

DOI:
[10.1021/ol9017722](https://doi.org/10.1021/ol9017722)

[Link to publication record in Manchester Research Explorer](#)

Citation for published version (APA):

Bures, J., Isart, C., & Vilarrasa, J. (2009). AuBr₃-Catalyzed Thiooxime-to-Carbonyl Conversion: From Chiral Aliphatic Nitro Compounds to Ketones without Racemization. *Organic Letters*, 11, 4414-4417. <https://doi.org/10.1021/ol9017722>

Published in:
Organic Letters

Citing this paper

Please note that where the full-text provided on Manchester Research Explorer is the Author Accepted Manuscript or Proof version this may differ from the final Published version. If citing, it is advised that you check and use the publisher's definitive version.

General rights

Copyright and moral rights for the publications made accessible in the Research Explorer are retained by the authors and/or other copyright owners and it is a condition of accessing publications that users recognise and abide by the legal requirements associated with these rights.

Takedown policy

If you believe that this document breaches copyright please refer to the University of Manchester's Takedown Procedures [<http://man.ac.uk/04Y6Bo>] or contact openresearch@manchester.ac.uk providing relevant details, so we can investigate your claim.



AuBr₃-Catalyzed Thiooxime-to-Carbonyl Conversion: From Chiral Aliphatic Nitro Compounds to Ketones without Racemization

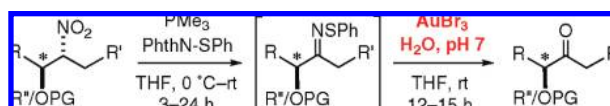
Jordi Burés, Carles Isart, and Jaume Vilarrasa*

Departament de Química Orgànica, Facultat de Química, Universitat de Barcelona,
Diagonal 647, 08028 Barcelona, Catalonia, Spain

jvilarrasa@ub.edu

Received July 31, 2009

ABSTRACT



A new variant of the NO₂-to-CO transformation (the Nef reaction) that occurs at room temperature under neutral conditions is uncovered. After the conversion of secondary nitroalkanes to phenylsulfenylketimines, these thiooximes are hydrolyzed quantitatively in situ, in THF–H₂O at pH 7, by addition of AuBr₃ (but not with other MX_n!). Adducts arising from asymmetric nitro-Michael and nitro-aldol reactions afford 1,4-diketones and α -alkoxy ketones, respectively, with full retention of the configuration of the stereocenters α to the CHNO₂/C=N–SPh/C=O groups.

Many reactions of gold compounds have been described in the past recent years.¹ Here we report an unexpected application of Au³⁺ complexes, which we have incidentally discovered during a screening of inorganic salts in the search for optimum conditions for the hydrolysis of sulfenylketimines to ketones.

(1) Among dozens of reviews on the uses of gold in organic chemistry (the new “gold rush”, mainly involving interactions of Au(I) with multiple C–C bonds in the key steps), see the following general summaries: (a) Corma, A.; García, H. *Chem. Soc. Rev.* **2008**, *37*, 2096. (b) Hashmi, A. S. K.; Rudolph, M. *Chem. Soc. Rev.* **2008**, *37*, 1766. (c) Arcadi, A. *Chem. Rev.* **2008**, *108*, 3266. (d) Li, Z.; Brouwer, C.; He, C. *Chem. Rev.* **2008**, *108*, 3239. For a mechanistic overview, see: (e) Soriano, E.; Marco-Contelles, J. *Acc. Chem. Res.* **2009**, *42*, 1026.

(2) For recent reviews of Nef-like reactions, see: (a) Wolfe, J. P. In *Name Reactions for Functional Group Transformations*; Li, J. J., Corey, E. J., Eds.; Wiley: Hoboken, 2007; p 645. (b) Ballini, R.; Palmieri, A.; Righi, P. *Tetrahedron* **2007**, *63*, 12099. (c) Ballini, R.; Petrini, M. *Tetrahedron* **2004**, *60*, 1017. Classical review on the use of TiCl₃: (d) Mc Murry, J. E. *Acc. Chem. Res.* **1974**, *7*, 281. Many methods are too harsh for our purposes (to be applied to NO₂-containing polyfunctional fragments, in advanced steps of total syntheses). We have sometimes used an oxidative variant (2KHSO₅·KHSO₄·K₂SO₄, Oxone): (e) Ceccherelli, P.; Curini, M.; Marcotullio, M. C.; Epifano, F.; Rosati, O. *Synth. Commun.* **1998**, *28*, 3057. However, the necessity of having an alkaline aqueous medium to ensure the presence of nitronate ions and to make Oxone partially soluble, as well as the sensitivity of several characteristic groups to peroxides, prevented us from using it in other cases.

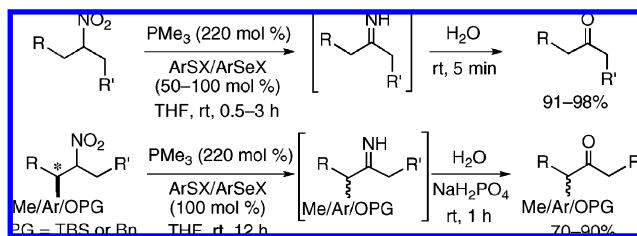
The conversion of secondary nitro alkanes to ketones is a well-known useful reaction, which connects nitrogen and carbonyl chemistry.² Very recently, we developed a smooth protocol that takes place at room temperature (rt) without strong bases or acids; trimethylphosphine and an activator (ArSSAr, PySeSePy, or PhthN–SePh) were the only reagents required (Scheme 1).³

In spite of the mild conditions, the procedure has the limitation that during the reduction of enantiopure nitro compounds, substituted at positions α to the CHNO₂ groups, racemic ketones were obtained,^{3a} as shown in the second equation of Scheme 1. Such a racemization occurs at the ketimine stage, via the enamines.^{3a,4} To solve this handicap, we stopped the reduction cascade of nitro compounds (**1**) at sulfenylimines **2**, by means of our protocol that uses PMe₃ and *N*-(phenylsulfenyl)phthalimide (PhthN–SPh) in THF at rt.⁵ As indicated in Scheme 2, the key point was then to

(3) (a) Burés, J.; Vilarrasa, J. *Tetrahedron Lett.* **2008**, *49*, 441. This method was based on (what we call) the BMZ reaction. (b) Barton, D. H. R.; Motherwell, W. B.; Zard, S. Z. *Tetrahedron Lett.* **1984**, *25*, 3707.

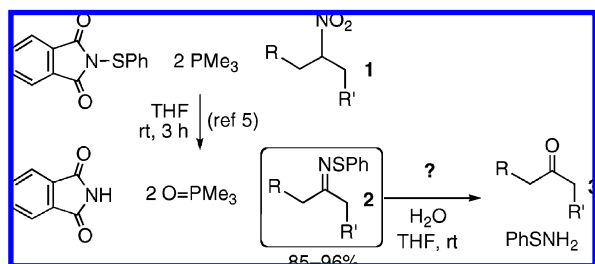
(4) This would not be the case if the imine/enamine equilibrium would occur preferably via the CH₂R' moiety (e.g., for R' = Ar or EWG), but speaking in general the handicap was significant and restricted too much the application of our procedure.

Scheme 1. PMe_3 -Mediated Conversion of Secondary Nitro Groups to Imines and Ketones



find a way to hydrolyze **2** to **3** in situ, without first cleaving the N–S bond.

Scheme 2. How to Hydrolyze Carefully *N*-(Phenylsulfenyl)-ketimines (*S*-Phenylthiooximes, **2**) to Ketones



Simple *N*-phenylsulfenylimines such as that of cyclohexanone undergo hydrolysis on moist silica, but those that are sterically crowded require strongly acidic media.⁶ Since esters, acetals, and other protecting groups that could contain polyfunctional nitro derivatives would not survive under these conditions, and since chiral α -substituted thiooximes and ketones may racemize at very low and high pH values, we imposed ourselves the limitation of operating without heating, in the absence of Brønsted acids⁷ and as close as possible to pH 7.

A screening of the potential catalysts (Lewis acids, with thiophilic and relatively nontoxic transition-metal cations, which do not decompose in water) was undertaken with a model compound (**2a**),⁵ in THF–H₂O, as shown in Table 1.

Polymeric salts (MX) and, in general, inorganic compounds that are scarcely soluble in THF–H₂O were inactive (as it was CuO, not included in Table 1), whereas CuBr₂ (entry 6), AuCl₃ (entries 17 and 18), AuBr₃ (entries 21–24),

(5) Burés, J. Isart, C. Vilarrasa, *J. Org. Lett.* **2007**, *9*, 4635. In Table 1, entry 4, the oxime should have been depicted as the *Z* isomer.

(6) (a) Most of our sulfenylimines underwent hydrolysis on warming with 1 M HCl or with Amberlite IR-120 (pH 2.2), but racemization or epimerization was then produced, as well as the cleavage of various protecting groups. (b) To our knowledge, only the cleavage of tritylsulfenylketimines, by an excess of AgNO₃ (and a different mechanism) has been described: Branchaud, B. P. *J. Org. Chem.* **1983**, *48*, 3531.

(7) By adding 1 M HCl or 1 M HBr to a THF solution of **2a**, hydrolysis to ketone **3a** was complete after stirring overnight. However, as mentioned, these conditions did not suit us, as we plan to apply the reaction on acid-sensitive polyfunctional substrates.

FeBr₃ (entries 34 and 35), and InBr₃ (entry 43) were the most active. These metallic ions, being harder Lewis acids than their respective M⁺ and/or M²⁺ ions, lower the pH of the medium (by partial hydrolysis). Part of their performance may be due to the inherently low pH of their aqueous solutions, but not exclusively. Moreover, it is remarkable that only AuBr₃-derived species did not lose their activity when the reaction medium was partially or fully neutralized (AuBr₃ was even better than AuCl₃ in this regard, compare entry 24 to entry 20). As known, insoluble hydroxides or hydrated oxides of Cu(II), Fe(III), and In(III) were formed when the solutions of their MX_n salts were neutralized. On the other hand, AuBr₃ did not give a precipitate when aqueous NaOH was added to neutralize the solution.⁸ Thus, we attribute the activity of Au(III) to the formation of soluble [AuBr_x(OH)_y(**2a**)]^{3-x-y} species where **2a** replaces one or two ligands of the inner sphere of the central atom. Coordination of Au(III) with the S atom and/or N–S group of thiooximes is plausible.⁹

At pH 7, when the amount of AuBr₃ was reduced to 0.3 (entries 25–27) and to 0.1 equiv (entry 28) the hydrolysis percentages fell. Given the price of gold and AuBr₃ the requirement of 0.5 equiv of catalyst would be a drawback for large-scale applications.

Since the hydrolysis coproduct (PhSNH₂) is expected to be more basic and nucleophilic than **2a**, it may coordinate the central atom of the complex more strongly, “poisoning the catalyst”. To eliminate PhSNH₂ (and PhSNHSPH and NH₃)¹⁰ we added isopentyl nitrite to the reaction mixture. At pH 7, isopentyl nitrite alone did not react with **2a**, but it did react with ArSNH₂ (checked independently).¹¹ The hydrolysis of **2a** was complete at pH 7 with 0.3 equiv of AuBr₃ and 0.4 equiv of RONO (overnight at rt). To our delight, with 0.8 equiv of RONO we could reduce the amount of AuBr₃ to 10 mol %.¹²

With optimum protocols for the hydrolysis of **2a** in hand, we subjected another simple nitro compound, racemic **1b**, and the stereopure or scalemic nitro derivatives (**1c–k**) shown in Table 2 to the cheapest protocol. Both steps—reduction of **1** to **2** and hydrolysis of **2**—were carried out in one pot. The commercially available THF solution of PMe_3

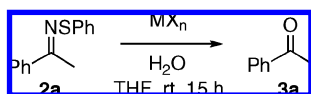
(8) (a) Baes, C. F.; Mesmer, R. E. *The Hydrolysis of Cations*; Wiley: New York, 1976; pp 279–285. (b) Usher, A.; McPhail, D. C.; Brugger, J. *Geochim. Cosmochim. Acta* **2009**, *73*, 3359 (a spectrophotometric study of aqueous Au(III) halide-hydroxide complexes). Also see ref 1a.

(9) On the other hand, oximes PhC(=N–OBn)Me and PhC(=N–OPh)Me are not hydrolyzed under the conditions of entry 24 of Table 1.

(10) Simple sulfenamides (RSNH₂) may disproportionate to RSNHSR and NH₃; (a) Bao, M.; Shimizu, M.; Shimada, S.; Tanaka, M. *Tetrahedron* **2003**, *59*, 303. (b) Davis, F. A.; Friedman, A. J.; Kluger, E. W.; Skibo, E. B.; Fretz, E. R.; Milicia, A. P.; LeMasters, W. C.; Bentley, M. D.; Lacadie, J. A.; Douglass, I. B. *J. Org. Chem.* **1977**, *42*, 967. For entries to the chemistry of sulfenamides, see: (c) Koval, I. V. *Russ. J. Org. Chem.* **2005**, *41*, 386. (d) Davis, F. A.; Mancinelli, P. A. *J. Org. Chem.* **1978**, *43*, 1797. Recent review of N–S bond-containing compounds: (e) Davis, F. A. *J. Org. Chem.* **2006**, *71*, 8993.

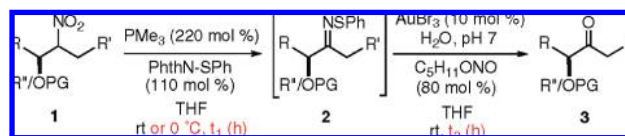
(11) (a) Any alkyl nitrite capable of nitrosating and hence decomposing ArSNH₂ and NH₃ should work. No PhSH was detected; according to TLC and ¹H NMR, PhSSPh was formed predominantly. (b) C₅H₁₁ONO alone reacted with **1a** at low pH (1.5 equiv was required to fully decompose **1a**, overnight at rt, pH 4.2), but not at all at pH 7.

(12) On the other hand, the addition of NaNO₂ (80 mol %) instead of C₅H₁₁ONO to the mixture of **2a** with AuBr₃ (10 mol %) at pH 7 did not improve the outcome of entry 28 of Table 1.

Table 1. Potential Catalysts for the Hydrolysis of **2a**^a

entry	additive (MX _n)	equiv	pH conditions	% of 3a
1	Cu ₂ Cl ₂	1.0		0–20 ^b
2	Cu ₂ Cl ₂	1.0	buffered at pH 4.0	0–20 ^b
3	CuI	1.0		0
4	(CuOTf) ₂ ^c	0.5		11
5	CuCl ₂ ·2H ₂ O	1.0		43
6	CuBr₂	1.0	pH measured = 3.0	100
7	CuBr ₂	0.5	pH measured = 3.5	71
8	CuBr ₂	0.1		23
9	CuBr ₂	1.0	buffered at pH 7.0	5
10	CuBr ₂	1.0	basified up to pH 10.0	0
11	Cu(OAc) ₂	1.0	pH measured = 5.5	16
12	Cu(acac) ₂	1.0		0
13	Cu(OTf) ₂	1.0		0
14	AgNO ₃	1.0		0
15	AgF	1.0		0
16	AuCl ^d	1.0		0
17	AuCl₃	1.0		100
18	AuCl₃	0.5	pH measured = 0.9	100
19	AuCl ₃	0.5	adjusted at pH 6.0	63
20	AuCl ₃	0.5	adjusted at pH 7.0	10
21	AuBr₃	1.0	pH measured = 1.2	100
22	AuBr₃	0.5		100
23	AuBr₃	0.5	adjusted at pH 4.0	100
24	AuBr₃	0.5	adjusted at pH 7.0	100^e
25	AuBr ₃	0.3	pH 4.6	67
26	AuBr ₃	0.3	pH 6.7	56
27	AuBr ₃	0.3	pH 8.9	6
28	AuBr ₃	0.1		26
29	ZnCl ₂	1.0		3
30	ZnBr ₂	1.0		11
31	FeCl ₂	1.0		23
32	CoCl ₂ ·6H ₂ O	1.0		0
33	NiCl ₂ ·6H ₂ O	1.0		0
34	FeBr₃	1.0	pH measured = 0.2	100
35	FeBr₃	0.5		100
36	FeBr ₃	0.1		24
37	FeBr ₃	1.0	adjusted at pH 4.0	8
38	Sc(OTf) ₃	1.0		62
39	LaCl ₃ ·7H ₂ O	1.0		0
40	CeCl ₃ ·7H ₂ O	1.0	adjusted at pH 7.0	0
41	CAN ^f	1.0	adjusted at pH 7.0	0
42	Yb(OTf) ₃	1.0		6
43	InBr₃	1.0	pH measured = 0.0	100
44	InBr ₃	1.0	adjusted at pH 7.0	0
45	none			0
46	silicagel			0
47	dil. HBr		pH 1.5	0
48	dil. HBr		pH 3.0	0

^a To **2a** (0.3 mmol) in 1 mL of THF (unless otherwise indicated) a solution or suspension of the additive (possible catalyst) in 1 mL of H₂O (pH 6.9–7.0) was added, and the mixture was stirred vigorously overnight; in some cases (indicated) the pH values were adjusted with 1 M NaOH (buffering effects were noted) or by addition of standard phosphate buffers. A Crison pHmeter was used. ^b We later confirmed that only commercial samples contaminated with CuCl₂ showed catalytic activity (no hydrolysis occurred with pure Cu₂Cl₂). ^c Commercially available Cu₂(OTf)₂·C₆H₆; identical result with commercial Cu₂(OTf)₂·C₇H₈. ^d AuCl is insoluble in H₂O. ^e Identical result in 9:1 THF–H₂O; the reaction was slower (85% of conversion) in 9:1 CH₃CN–H₂O. ^f Ce(NH₄)₂(NO₃)₆.

Table 2. From Chiral Nitro Derivatives to Ketones^a

entry	substrate	reaction conditions ^b	ketone	isolated yield (%)
1	1b	t ₁ 3 t ₂ 12	3b	85
2	1c	t ₁ 12 t ₂ 15	3c	88
3	1d	t ₁ 24 ^c t ₂ 15	3d	81
4	1e	0 °C, t ₁ 24 t ₂ 12	3e	78
5	1f	0 °C, t ₁ 24 t ₂ 12	3e	78
6 ^d	1g	0 °C, t ₁ 24 t ₂ 12	3g	75
7 ^d	1h	0 °C, t ₁ 24 t ₂ 12	3g	76
8 ^d	1i	t ₁ 12 t ₂ 12 (also 0 °C, t ₁ 15, 0 °C, t ₂ 30)	3i	78
9	1j	0 °C, t ₁ 24 t ₂ 12	3j	65
10 ^e	1k	t ₁ 12 t ₂ 12	3k	85

^a Unless otherwise indicated, both steps were carried out at rt. Workup: after dilution of the final THF–H₂O solution with more water and extraction with CH₂Cl₂ several times, only **3**, PhSSPh, and phthalimide derivatives were extracted (as Me₃PO is very soluble in water and remains in the aqueous layer, together with the brownish gold complexes); PhSSPh was easily removed by filtration through silica (elution with hexane). Ee values were determined as explained in the Supporting Information. ^b t₁, t₂, and experiments carried out at 0 °C (instead of at rt) are indicated. ^c Six-hundred molar percent of PMe₃ and 300 mol % of PhthN-SPh were added. ^d Nitro compounds prepared by organocatalytic addition of nitroethane to the corresponding enones, with *trans*-2,5-dimethylpiperazine as the base. ^e **1k** as a 1:1 *syn/anti* mixture.

was used as the medium for the first step. After elimination of the slight excess of PMe₃ under vacuum, the aqueous neutral (buffered) solution of Au(III) and the alkyl nitrite were added and stirring was maintained at rt until the complete disappearance of **2**.

It is remarkable that the hydrolyses (second step) were always practically quantitative; in fact, only the starting

materials and expected hydrolysis products were detected by TLC and NMR.

On the other hand, the first step (when sulfenylketimines were formed, isolated, and purified by chromatography) took place in 80–90% yields. As an exception, in the **1j–2j–3j** sequence (entry 9) the yield was moderate, but it was due to the unavoidable formation of Beckmann fragmentation byproducts during the first step.⁵ In fact, these secondary reactions are known to be inherent to all reactions involving oximes, thiooximes, etc., if stable cationic intermediates can be formed.

One advantage of our procedure is that it can be used to prepare chiral 1,4-dicarbonyl compounds from the organocatalytic conjugate addition of nitroalkanes to enones (entries 6–8). In the case of **3g** (entries 6 and 7), 2,5-dimethyl-3-phenylpyrrole was not formed at all.¹⁴ Compounds arising from asymmetric nitro-aldol (Henry) reactions, such as those of entries 9 and 10, are also amenable to our protocol.

As final tests, we reduced the amount of AuBr₃ to 5 mol % and 2 mol %. We subjected **2a** to hydrolysis at pH 7 and rt as in Table 2, with 100 mol % of C₅H₁₁ONO. With 5 mol % of AuBr₃, stirring for 30 h was sufficient for the complete disappearance of this sulfenylketimine and its full conversion to ketone **3a**. With 2 mol % of AuBr₃, 5 days were required;¹⁵ the hydrolysis was slower, as expected, but still feasible.

(13) (a) Hanessian, S.; Shao, Z.; Warrier, J. S. *Org. Lett.* **2006**, *8*, 4787, and references therein. (b) Mitchell, C. E. T.; Brenner, S. E.; Garcia-Fortanet, J.; Ley, S. V. *Org. Biomol. Chem.* **2006**, *4*, 2039. Instead of (*S*)-proline or a bicyclo[3.1.0]-derivative of Pro and instead of (*S*)-5-(pyrrolidin-2-yl)tetrazole, we used Seebach's bicyclic oxazolidinone (the amination of Pro and ^tBuCHO). See: (c) Isart, C.; Burés, J.; Vilarrasa, J. *Tetrahedron Lett.* **2008**, *49*, 5414.

(14) Pyrrole formation is unavoidable in most reductions of γ -nitro ketones, since the intermediate oximes or imines react in situ with the CO groups (formation of five-membered rings). Cf. refs 2d and 3b. Zard et al. took advantage of this reaction to prepare various interesting pyrroles: (a) Quiclet-Sire, B.; Thevenot, I.; Zard, S. Z. *Tetrahedron Lett.* **1995**, *36*, 9469. (b) Barton, D. H. R.; Motherwell, W. B.; Simon, E. S.; Zard, S. Z. *J. Chem. Soc., Perkin Trans. 1* **1986**, 2243. (c) Barton, D. H. R.; Zard, S. Z. *Chem. Commun.* **1985**, 1098. Under the conditions of Scheme 1, γ -nitro acyclic ketones give pyrrole derivatives almost quantitatively.

(15) Experiments carried out in parallel, at rt and pH 7 as always, with only C₅H₁₁ONO or NaNO₂, without AuBr₃, did not affect **2a**.

Thus, the sulfenylimino groups can be hydrolyzed at neutral buffered pH and at rt only (to date) with 50 mol % of AuBr₃ or with 2–10 mol % of AuBr₃ and stoichiometric or substoichiometric amounts of RONO.

In summary, a very smooth two-step *one-pot procedure* for the conversion of secondary nitro groups to ketones has been disclosed. As pursued by the senior author for a long-time, it works at rt (or at 0 °C, if required) and *under neutral conditions*. The first step, the conversion of secondary nitro groups to sulfenylketimines,^{3a} has been applied here successfully, for the first time, to various chiral compounds arising from organocatalytic reactions or stereoselective variants of venerable reactions. The second step—the hydrolysis of these sulfenylimines—involves the use of AuBr₃, which among the large number of MX_n salts examined is the only one that catalyzes such hydrolyses at pH 7. Therefore, for the first time to the best of our knowledge, we have taken advantage of a practical feature of AuBr₃: the solubility and stability of [AuBr_x(OH)_y]^{3-x-y} complexes, which permits thiooximes to coordinate with them and undergo the desired hydrolysis under the mildest possible conditions (compatible with α -stereocenters and a plethora of protecting groups). As the first step was originally inspired in the BMZ reaction,^{3b} the overall protocol might be called the Vilarrasa–BMZ Nef-type procedure or something similar.

Acknowledgment. The Spanish Government (MEC, MICINN) is acknowledged for grant CTQ2006-15393 (and earlier grants, during which the objective was conceived) as well as for a studentship to J.B. (Feb 2004–Jan 2008). The Universitat of Barcelona is acknowledged for a studentship to C.I. (since Oct 2006).

Supporting Information Available: Additional experimental details. This material is available free of charge via the Internet at <http://pubs.acs.org>.

OL9017722