



Ag(I)-Catalyzed C–H Activation: The Role of the Ag(I) Salt in Pd/Ag-Mediated C–H Arylation of Electron-Deficient Arenes

DOI:

[10.1021/jacs.6b04726](https://doi.org/10.1021/jacs.6b04726)

Document Version

Accepted author manuscript

[Link to publication record in Manchester Research Explorer](#)

Citation for published version (APA):

Whitaker, D., Bures, J., & Larrosa, I. (2016). Ag(I)-Catalyzed C–H Activation: The Role of the Ag(I) Salt in Pd/Ag-Mediated C–H Arylation of Electron-Deficient Arenes. *Journal of the American Chemical Society*, 138(27), 8384–8387. <https://doi.org/10.1021/jacs.6b04726>

Published in:

Journal of the American Chemical Society

Citing this paper

Please note that where the full-text provided on Manchester Research Explorer is the Author Accepted Manuscript or Proof version this may differ from the final Published version. If citing, it is advised that you check and use the publisher's definitive version.

General rights

Copyright and moral rights for the publications made accessible in the Research Explorer are retained by the authors and/or other copyright owners and it is a condition of accessing publications that users recognise and abide by the legal requirements associated with these rights.

Takedown policy

If you believe that this document breaches copyright please refer to the University of Manchester's Takedown Procedures [<http://man.ac.uk/04Y6Bo>] or contact uml.scholarlycommunications@manchester.ac.uk providing relevant details, so we can investigate your claim.



Ag(I)-catalyzed C-H activation: the role of the Ag(I) salt in Pd/Ag mediated C-H arylation of electron-deficient arenes

Daniel Whitaker,[†] Jordi Burés^{†,‡,*} and Igor Larrosa^{†,*}

[†] School of Chemistry, University of Manchester, Oxford Road, Manchester, M13 9PL, U.K.

[‡] Imperial College London, Department of Chemistry Exhibition Road, South Kensington, SW7 2AZ London, UK

*e-mail: igor.larrosa@manchester.ac.uk; j.bures@imperial.ac.uk

Supporting Information Placeholder

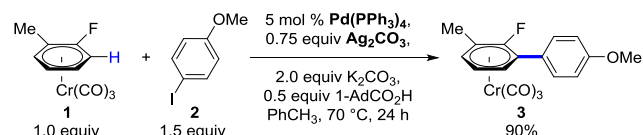
ABSTRACT: The use of stoichiometric Ag(I)-salts as additives in Pd-catalyzed C-H functionalization reactions is widespread. It is commonly proposed that this additive acts as an oxidant or as a halide scavenger promoting Pd-catalyst turnover. We demonstrate that, contrary to current proposals, phosphine ligated Ag(I)-carboxylates can efficiently carry out C-H activation on electron-deficient arenes. We show through a combination of stoichiometric and kinetic studies that a (PPh₃)Ag-carboxylate is responsible for the C-H activation step in the Pd-catalyzed arylation of Cr(CO)₃-complexed fluorobenzene. Furthermore, the reaction rate is controlled by the rate of Ag(I)-C-H activation, leading to an order zero on the Pd-catalyst. H/D scrambling studies indicate that this Ag(I) complex can carry out C-H activation on a variety of aromatic compounds traditionally used in Pd/Ag-mediated C-H functionalization methodologies.

Over the last decade C-H functionalization has emerged as a promising synthetic tool capable of significantly streamlining access to complex materials from non-prefunctionalized starting compounds.¹ In particular, the functionalization of aromatic C-H bonds is under intense development, and several transition metals have been shown to catalyze C-H activation, including Pd,² Ir,³ Rh,⁴ Cu,⁵ Ru⁶ and Au.⁷ Due to its versatility in mediating the C-H functionalization of a broad range of aromatics, Pd has been one of the most studied transition metals to date. While several mechanistic pathways have been proposed for Pd-mediated C-H activation, carbonate or carboxylate assisted concerted metalation-deprotonation (CMD) stands out as a likely mechanism for a wide variety of electron-rich and -poor aromatics, as well as those containing directing groups.⁸ Often, Pd-catalyzed C-H functionalizations are carried out in the presence of stoichiometric Ag(I)-salts.⁹ The need for these Ag-additives is commonly attributed to one of two secondary roles in these processes: as a terminal oxidant in oxidative functionalizations, or as a halide scavenger, particularly when iodoarenes are used as coupling partners.¹⁰ In both of these roles, the Ag(I)-salts are needed to regenerate catalytically active Pd species as the reaction proceeds. However, in many of these processes the Ag(I)-salts cannot be successfully replaced with other oxidants or halide scavengers. This raises the question of whether silver-salts may play additional roles in these C-H functionalization processes. Recent computational¹¹ and deuteration¹² studies on the oxidative coupling of pentafluorobenzene and benzene suggested that silver could be performing the C-H activation in this case, and a recent computational mechanistic study suggested that Ag could interact with Pd in a cooperative manner for

enhanced heterobimetallic C-H activation.¹³ However, experimental evidence for these proposals under catalytic conditions has not been forthcoming.¹⁴

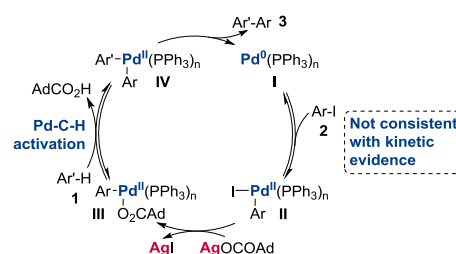
We report that Ag(I)-carboxylates on their own are, in fact, highly efficient catalysts for the C-H activation of electron-deficient arenes. We demonstrate that a Ag(I)-carboxylate — and not a Pd(II) species as previously believed — is responsible for C-H activation in a Pd/Ag mediated C-H arylation system, likely via a concerted metalation-deprotonation similar to that proposed for Pd. These results suggest that the role of Ag(I) in many other Pd/Ag C-H functionalization processes may have been underestimated.

Scheme 1. Pd/Ag-Mediated Direct Arylation of (2-Fluorotoluene)Cr(CO)₃ (1) with 4-Iodoanisole (2)

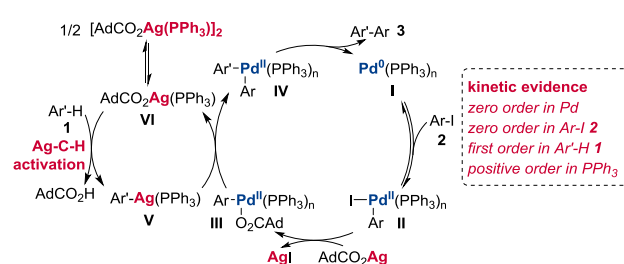


Scheme 2. Mechanistic hypotheses

a) Mechanistic proposal A: Pd(II)-mediated C-H activation



b) Mechanistic proposal B: Ag(I)-mediated C-H activation

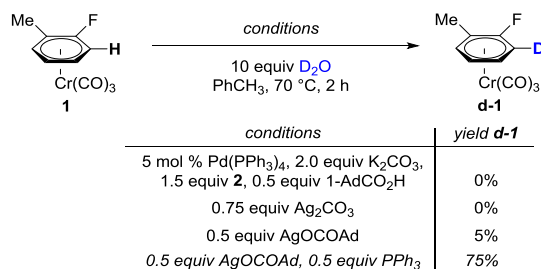


We recently reported a Pd-catalyzed arylation methodology for the C-H arylation of electron-deficient (arene)Cr(CO)₃ complexes with iodoarenes as coupling partners (Scheme 1).¹⁵ As is common in this type of process, we found that stoichiometric Ag₂CO₃ was

required, nominally to scavenge the iodide formed during the reaction. A typical Pd(0/II)-type catalytic cycle (mechanistic proposal A in Scheme 2), as proposed in most C-H arylation methodologies could account for these results. The role of the Ag(I)-salt would be simply to abstract I from Pd-species **II**, generating Pd(II)-carboxylate **III**. Species **III** would then perform C-H activation of **1** via CMD, followed by reductive elimination to form biaryl product **3**. However, during optimization of this process we observed that lower yields were obtained when the ratio PPh₃:Pd was decreased from 4:1 to 2:1 or 0:1.¹⁶ Intrigued by these results, we now set out to investigate whether there was an alternative species performing the C–H activation step in this reaction.

In order to identify the species performing the C-H activation we attempted H/D exchange experiments on arene-complex **1** (Scheme 3). Treatment of **1** under the standard reaction conditions in the presence of D₂O, but in the absence of Ag₂CO₃, led to recovery of starting material after two hours. Similarly, treatment of **1** with, 0.75 equiv Ag₂CO₃ afforded no deuteration of the starting material **1**. The use of 0.5 equiv of AdCO₂Ag, on the other hand, led to a small amount of deuteration (5%). Interestingly, when 0.5 equiv of PPh₃, 75% deuteration to **d-1** was observed. This suggested that the additional PPh₃ needed in the arylation reaction was complexing and solubilising an Ag-carboxylate species which then performs the C–H activation. ¹H and ³¹P NMR experiments in d₈-PhCH₃ confirmed that the highly insoluble AdCO₂Ag is fully solubilized upon addition of 1 equiv of PPh₃, leading to the formation of a 1:1 complex with the empirical formula AdCO₂Ag(PPh₃).¹⁷ Accordingly, Scheme 2b outlines mechanistic proposal B for the arylation reaction in which AdCO₂Ag(PPh₃) species (**VI**) would carry out C-H activation, forming Ag(I)-aryl species **V**. Subsequently, **V** would transmetalate with Pd(II)-carboxylate **III** to form **IV**.

Scheme 3. H/D exchange experiments on arene-Cr **1**



To confirm this hypothesis, we monitored the kinetics of the arylation reaction with increasing amounts of added PPh₃. We found a positive effect of the phosphine on the rate of the reaction reaching saturation at 0.04 M (Figure 1). Considering that the precatalyst Pd(PPh₃)₄ can liberate two molecules of PPh₃ into the solution after formation of intermediate **III**, the amount of PPh₃ available to coordinate AgO₂CAd under those conditions is approximately 0.05 M. This value is the concentration of AdCO₂H used and therefore the upper limit concentration of **VI** that can be formed. These results suggest that the AdCO₂Ag(PPh₃) complex **VI** is involved in the rate determining step of the overall reaction.

To perform further mechanistic studies of such a complex system, we used the experimental design of reaction progress kinetic analysis (RPKA)¹⁸ and novel analysis methods for integrative data recently developed.¹⁹ Under the standard conditions (Scheme 1), same excess experiments analyzed by the time-adjusted method^{19a} showed neither significant deactivation nor product inhibition, indicating that the system can be studied by these methods.²⁰ Different excess experiments revealed a zero order in iodoarene **2** and a positive order in arene **1**.²⁰ A first order in arene **1** was further determined by initial rate measurements.

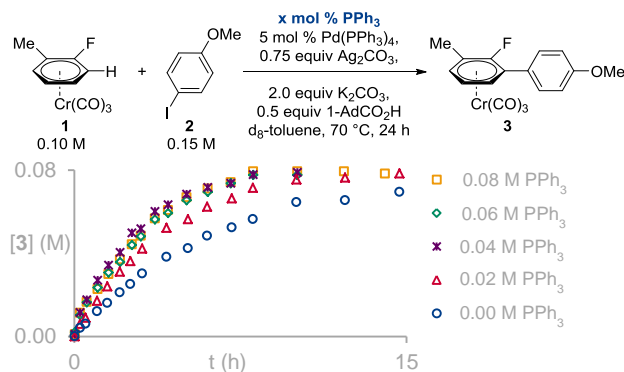


Figure 1. Determination of the saturation concentration of PPh₃ using 5 mol % of Pd(PPh₃)₄.

Measuring the order in Pd is non-trivial because the precatalyst, Pd(PPh₃)₄, liberates PPh₃ which in turn has a positive effect in the rate of the reaction. To avoid this interference, the order in Pd must be measured under PPh₃ saturation conditions. When the reaction was performed adding 0.06 M of PPh₃, the orders in iodoarene **2** and arene **1** remained the same as under standard conditions.²⁰ Remarkably, *the order in Pd was found to be zero*, as shown by the identical kinetic profiles of the reactions with 2.5, 5 and 10 mol % of Pd(PPh₃)₄ (Figure 2).

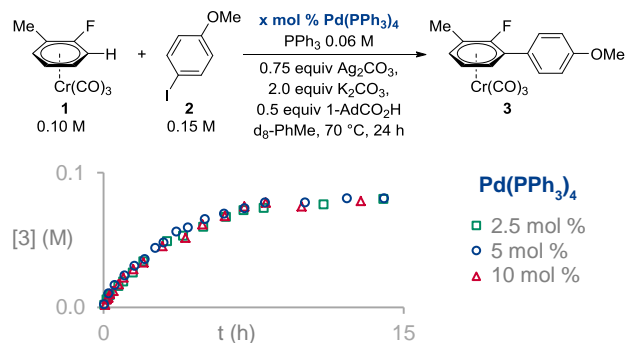


Figure 2. Order zero in Pd under PPh₃ saturation.

To the best of our knowledge, this is the first time that a null effect of the palladium concentration has been observed in a Pd-catalyzed cross-coupling. A zero order in catalyst can be observed in cases where a process external to the catalytic cycle is limiting the rate of the overall reaction.²¹ In mechanistic proposal A (Scheme 2a), the only out-cycle process that could limit the rate of the overall reaction is the formation of AgO₂CAd from Ag₂CO₃ and AdCO₂H. This hypothesis would be consistent with the positive order in PPh₃ because its coordination would increase the solubility of Ag(I) salts. However, it would be incompatible with the observed positive order in arene **1**. On the other hand, mechanistic proposal B has an additional out-cycle process that could limit the rate of the overall reaction: the Ag(I)-mediated C-H activation. This scenario would be compatible with the positive effect of PPh₃, its saturation above the concentration of AdCO₂H and the positive order in arene **1** since it is a driving force of this step.²²

The key species in the reaction is, therefore, AdCO₂Ag(PPh₃) **VI**. It was not possible to measure the concentration of this complex from reaction aliquots, and so order on this catalyst was evaluated using the deuteration system (Scheme 3) as a simplified model. The order on Ag was found to be 0.6, consistent with an inactive dimeric resting state of the type [AdCO₂Ag(PPh₃)]₂ and a low concentration monomeric active species **VI**.²³ The 0.6 order on Ag, taken together with the positive order on arene **1** and the zero

order observed on Pd in the arylation reaction, provides strong support for mechanistic proposal B in Scheme 2b.

In addition to the kinetic evidence supporting mechanistic proposal B, we were also able to identify by ^1H and ^{31}P NMR *trans*-(PPh_3) $_2$ Pd(OCOAd)(*p*- $\text{C}_6\text{H}_4\text{OMe}$) (**5**, Figure 3) corresponding to the *trans* isomer of proposed Pd(II)-carboxylate intermediate **III**, as the major Pd-catalytic intermediate in the reaction. The identity of **5** was confirmed by independent synthesis. This observation is in agreement with mechanistic proposal B, where the Ag(I)-mediated C-H activation is the rate limiting step of the entire catalytic system. In this situation, the rate determining step of the Pd-catalytic cycle must be the transmetalation of Ag(I)-aryl species **V** with Pd(II) species **III**. Using species **5** as the Pd-precatalyst instead of Pd(PPh_3) $_4$ for the arylation process led to identical reaction kinetics, provided two additional equiv of PPh_3 are added.²⁰

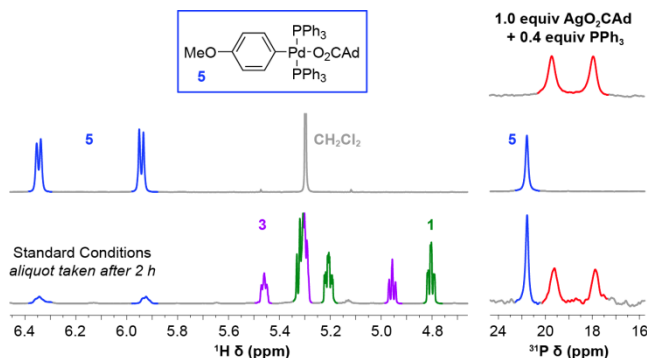


Figure 3. Comparison of ^1H and ^{31}P NMR of a reaction aliquot at 2 h with pure *trans*-(PPh_3) $_2$ Pd(OCOAd)(*p*- $\text{C}_6\text{H}_4\text{OMe}$) (**5**, blue) and *in situ* formed (PPh_3)AgOCOAd (red). Cr-arene complex **1** and biaryl product **3** are highlighted in green and purple, respectively.

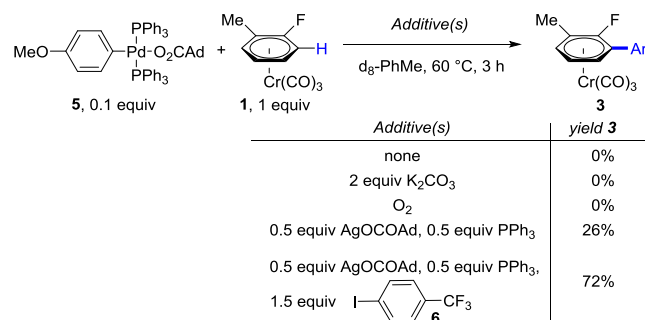
This kinetic evidence points towards mechanistic proposal B being in operation (Scheme 2b), with Ag(I)-mediated C-H activation as the rate limiting step in the process. A KIE of 2.3 had previously been measured for this reaction, in agreement with this hypothesis.¹² In order to gather further evidence we tested the reactivity of Pd-species **5**, a plausible resting state for Pd during the reaction, with arene-Cr complex **1** (Scheme 4). As expected, Pd-carboxylate **5** did not react with **1** under a variety of conditions, including addition of 2 equiv of K_2CO_3 . No reaction was observed either when running the reaction under O_2 atmosphere.²⁴ On the other hand, addition of AdCO_2Ag and PPh_3 led to formation of the C-H arylation product **3** in 26% yield. Decomposition of **5** is also observed, accounting for the low yield. We hypothesized that this decomposition was accelerated by formation of trace amounts of Pd(0). Indeed, when the reaction was carried out in the presence of an iodoarene, **6**, able to react rapidly with any low valent Pd species, a yield of 72% of **3** was obtained. These experiments reemphasize the need for the Ag(I)-carboxylate in order for the C-H activation step to proceed. These results are fully consistent with mechanistic proposal B (Scheme 2b) and inconsistent with mechanistic proposal A.²⁵

Further studies will be needed to understand the exact mechanism of C-H activation by $\text{AdCO}_2\text{Ag}(\text{PPh}_3)$. However, by analogy with previous studies on Pd- O_2CR , a plausible CMD can be proposed. This was probed by DFT calculations of the CMD pathway of (fluorotoluene)Cr(CO) $_3$ with the simplified $\text{AcO-Ag}(\text{PPh}_3)$ which revealed a feasible free energy barrier of 29.5 kcal/mol (Figure 4).^{26,27}

From a practical point of view, the observation of zero order kinetics on the Pd-catalyst at PPh_3 saturation conditions suggests

that Pd catalyst loadings could be significantly reduced below the 5 mol % typically used. Gratifyingly, we found that in the presence of 60 mol % added PPh_3 the reaction of **1** and **2** proceeded efficiently with only 0.1 mol % Pd(PPh_3) $_4$, affording **3** in 61% yield in 40 h. The longer reaction times and lower yield suggest that at low Pd-catalyst loadings this cycle becomes kinetically relevant. Indeed, under these conditions of PPh_3 we observed an order 1 for Pd at loadings below 0.5 mol %.²⁰

Scheme 4. Stoichiometric reactions of aryl-Pd(II) **4** and arene-Cr complex **2**



Due to the ubiquity of Pd/Ag mediated C-H functionalization methodologies we investigated whether $\text{AdCO}_2\text{Ag}(\text{PPh}_3)$ may be also able to mediate C-H activation on other commonly used arenes. Gratifyingly, H/D exchange experiments using 50% of this Ag(I)-salt showed significant deuteration after 3 h at 70 °C in benzo[*b*]thiophene, pyridine-*N*-oxide, 1,3,5-trifluorobenzene and 1,3,4,5-tetrafluorobenzene (Scheme 5). On the other hand, fluoro-benzene and 2-phenylpyridine did not undergo deuteration. These results suggest that Ag(I)-salts may be the actual species performing C-H activation in several previously reported Pd/Ag C-H functionalization methodologies. More studies will be necessary to assess the extent of the contribution of Ag(I) to C-H activation in these cases.

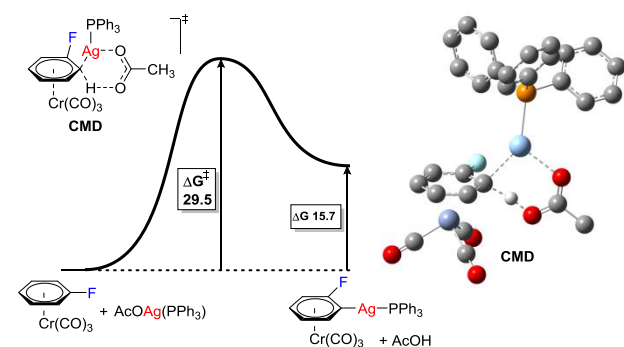
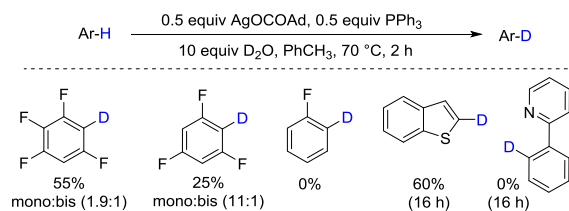


Figure 4. Computational studies for a plausible CMD-type C-H activation step in the gas phase. Structures and energies calculated by DFT (B3LYP/DGDZVP/SDD/6-31G(d)). Gibbs free energies (*G*) in kcal/mol.

In conclusion, with a combination of stoichiometric and kinetic mechanistic studies we have demonstrated that phosphine ligated Ag(I)-carboxylates are excellent catalysts for C-H activation of electron-deficient arenes. These studies show that the ratio of PPh_3 , AdCOOH and Pd determine the rate determining step of the overall Pd/Ag mediated C-H arylation of (arene)-Cr(CO) $_3$ complexes with iodoarenes. Furthermore, deuteration studies suggest that the role of Ag(I)-salts in C-H activation should be considered in many other Pd/Ag mediated C-H functionalization reactions.

Scheme 5. Ag(I)-catalyzed H/D exchange experiments on arenes



ASSOCIATED CONTENT

Supporting Information

Experimental procedures and characterization data for new compounds. This material is available free of charge via the Internet at <http://pubs.acs.org>

AUTHOR INFORMATION

Corresponding Authors

igor.larrosa@manchester.ac.uk

jordi.bures@imperial.ac.uk

ACKNOWLEDGMENT

We gratefully acknowledge the European Research Council for a Starting Grant (to I.L.), and the Imperial College Junior Research Fellowship Scheme (to J.B.).

REFERENCES

- (1) For reviews on C-H functionalization reactions, see: (a) Alberico, D.; Scott, M. E.; Lautens, M. *Chem. Rev.* **2007**, *107*, 174. (b) Ackermann, L.; Vicente, R.; Kapdi, A. *Angew. Chemie Int. Ed.* **2009**, *48*, 9792. (c) Wencel-Delord, J.; Glorius, F. *Nat. Chem.* **2013**, *5*, 369. (d) *C-H Bond Activation and Catalytic Functionalization I*; Dixneuf, P. H.; Doucet, H., Eds.; Topics in Organometallic Chemistry; Springer International Publishing: Cham, 2016; Vol. 55. (e) Hartwig, J. F. *J. Am. Chem. Soc.* **2016**, *138*, 2.
- (2) For recent reviews of Pd-catalyzed C-H activation of arenes, see: (a) Chen, X.; Engle, K. M.; Wang, D.-H.; Yu, J.-Q. *Angew. Chem. Int. Ed. Engl.* **2009**, *48*, 5094. (b) Lyons, T. W.; Sanford, M. S. *Chem. Rev.* **2010**, *110*, 1147. (c) Chen, X.; Engle, K. M.; Wang, D.-H.; Yu, J.-Q. *Angew. Chem. Int. Ed. Engl.* **2009**, *48*, 5094. (d) Kuhl, N.; Hopkinson, M. N.; Wencel-Delord, J.; Glorius, F. *Angew. Chem. Int. Ed. Engl.* **2012**, *51*, 10236.
- (3) For recent reviews on Ir-catalyzed C-H functionalizations, see: (a) Choi, J.; Goldman, A. S. In *Iridium Catalysis*; Andersson, P. G., Ed.; Topics in Organometallic Chemistry; Springer Berlin Heidelberg: Berlin, Heidelberg, 2011; Vol. 34, pp. 139–168. (b) Hartwig, J. F. *Acc. Chem. Res.* **2012**, *45*, 864.
- (4) (a) Song, G.; Wang, F.; Li, X. *Chem. Soc. Rev.* **2012**, *41*, 3651. (b) Cheng, C.; Hartwig, J. F. *Science* **2014**, *343*, 853.
- (5) For a recent review and selected examples of Cu-catalyzed C-H activation of arenes, see: (a) Guo, X.; Gu, D.; Wu, Z.; Zhang, W. *Chem. Rev.* **2015**, *115*, 1622. (b) Do, H.-Q.; Khan, R. M. K.; Daugulis, O. *J. Am. Chem. Soc.* **2008**, *130*, 15185. (c) Phipps, R. J.; Gaunt, M. J. *Science* **2009**, *323*, 1593.
- (6) (a) Arockiam, P. B.; Bruneau, C.; Dixneuf, P. H. *Chem. Rev.* **2012**, *112*, 5879. (b) Juliá-Hernández, F.; Simonetti, M.; Larrosa, I. *Angew. Chem. Int. Ed. Engl.* **2013**, *52*, 11458. (c) De Sarkar, S.; Liu, W.; Kozhushkov, S. I.; Ackermann, L. *Adv. Synth. Catal.* **2014**, *356*, 1461.
- (7) (a) Boorman, T. C.; Larrosa, I. *Chem. Soc. Rev.* **2011**, *40*, 1910. (b) de Haro, T.; Nevado, C. *Synthesis*, **2011**, 2530. (c) Ball, L. T.; Lloyd-Jones, G. C.; Russell, C. A. *Science* **2012**, *337*, 1644. (d) Cambeiro, X. C.; Ahlsten, N.; Larrosa, I. *J. Am. Chem. Soc.* **2015**, *137*, 15636.
- (8) (a) Lapointe, D.; Fagnou, K. *Chem. Lett.* **2010**, *39*, 1118. (b) Gorelsky, S. I.; Lapointe, D.; Fagnou, K. *J. Org. Chem.* **2012**, *77*, 658.
- (9) For selected examples, see: (a) Zaitsev, V. G.; Shabashov, D.; Daugulis, O. *J. Am. Chem. Soc.* **2005**, *127*, 13154. (b) Yang, S.; Li, B.; Wan,

X.; Shi, Z. *J. Am. Chem. Soc.* **2007**, *129*, 6066. (c) Hull, K. L.; Sanford, M. S. *J. Am. Chem. Soc.* **2007**, *129*, 11904. (d) Stuart, D. R.; Villemure, E.; Fagnou, K. *J. Am. Chem. Soc.* **2007**, *129*, 12072. (e) Inamoto, K.; Saito, T.; Katsuno, M.; Sakamoto, T.; Hiroya, K. *Org. Lett.* **2007**, *9*, 2931. (f) Cornella, J.; Lu, P.; Larrosa, I. *Org. Lett.* **2009**, *11*, 5506. (g) He, C.-Y.; Fan, S.; Zhang, X. *J. Am. Chem. Soc.* **2010**, *132*, 12850. (f) René, O.; Fagnou, K. *Org. Lett.* **2010**, *12*, 2116. (h) Ano, Y.; Tobisu, M.; Chatani, N. *J. Am. Chem. Soc.* **2011**, *133*, 12984. (i) Leow, D.; Li, G.; Mei, T.-S.; Yu, J.-Q. *Nature* **2012**, *486*, 518. (j) Ozaki, K.; Zhang, H.; Ito, H.; Lei, A.; Itami, K. *Chem. Sci.* **2013**, *4*, 3416. (k) Strambeanu, I. I.; White, M. C. *J. Am. Chem. Soc.* **2013**, *135*, 12032. (l) Luo, J.; Preciado, S.; Larrosa, I. *J. Am. Chem. Soc.* **2014**, *136*, 4109.

(10) Arroniz, C.; Denis, J. G.; Ironmonger, A.; Rassias, G.; Larrosa, I. *Chem. Sci.* **2014**, *5*, 3509.

(11) Tang, S.; Yu, H.; You, W.; Guo, Q. *Chinese J. Chem. Phys.* **2013**, *26*, 415

(12) H/D exchange on pentafluorobenzene mediated by Ag₂O + PivOH at 120 °C has been reported before. However, no control experiments were carried out with other bases such as K₂CO₃. See: He, C.; Min, Q.; Zhang, X. *Organometallics* **2012**, *31*, 1335.

(13) (a) Yang, Y.; Cheng, G.; Liu, P.; Leow, D.; Sun, T.; Chen, P.; Zhang, X.; Yu, J.; Wu, Y.; Houk, K. N. *J. Am. Chem. Soc.* **2014**, *136*, 344. (b) Anand, M.; Sunoj, R. B.; Schaefer, H. F. *J. Am. Chem. Soc.* **2014**, *136*, 5535.

(14) For selected publications where C–H activation by silver has been invoked see: (q) Patrick, S. R.; Boogaerts, I. I. F.; Gaillard, S.; Slawin, A. M. Z.; Nolan, S. P. *Beilstein J. Org. Chem.* **2011**, *7*, 892. (b) Zhang, X.; Liu, B.; Shu, X.; Gao, Y.; Lv, H.; Zhu, J. *J. Org. Chem.* **2012**, *77*, 501. (c) Yang, L.; Wen, Q.; Xiao, F.; Deng, G.-J. *Org. Biomol. Chem.* **2014**, *12*, 9519.

(15) (a) Ricci, P.; Krämer, K.; Cambeiro, X. C.; Larrosa, I. *J. Am. Chem. Soc.* **2013**, *135*, 13258. (b) Ricci, P.; Krämer, K.; Larrosa, I. *J. Am. Chem. Soc.* **2014**, *136*, 18082.

(16) See Table 1 and page S2 in ref. 12a.

(17) Monomeric and dimeric RCO₂Ag(PR₃) complexes have been reported before. See: (a) Ng, S. W.; Othman, a. H. *Acta Crystallogr. Sect. C Cryst. Struct. Commun.* **1997**, *53* (10), 1396. (b) Paramonov, S. E.; Kuzmina, N. P.; Troyanov, S. I. *Polyhedron* **2003**, *22* (6), 837. (c) Partyka, D. V.; Deligonul, N. *Inorg. Chem.* **2009**, *48* (19), 9463.

(18) (a) Blackmond, D. G. *Angew. Chem., Int. Ed.* **2005**, *44*, 4302. (b) Mathew, J. S.; Klusmann, M.; Iwamura, H.; Valera, F.; Futran, A.; Emanuelsson, E. A. C.; Blackmond, D. G. *J. Org. Chem.* **2006**, *71*, 4711. (c) Baxter, R. D.; Sale, D.; Engle, K. M.; Yu, J.-Q.; Blackmond, D. G. *J. Am. Chem. Soc.* **2012**, *314*, 4600.

(19) Burés, J. *Angew. Chem., Int. Ed.* **2016**, *55*, 2028.

(20) See supporting information.

(21) (a) Pandey, R. N.; Henry, P. M. *Can. J. Chem.* **1975**, *53*, 2223. (b) Tanaka, Y.; Takahara, J. P.; Lempers, H. E. B. *Org. Process Res. Dev.* **2009**, *13*, 548. (c) Yayla, H. G.; Peng, F.; Mangion, I. K.; McLaughlin, M.; Campeau, L.-C.; Davies, I. W.; DiRocco, D. A.; Knowles, R. R. *Chem. Sci.* **2016**, *7*, 2066.

(22) This result would also be compatible with C-H activation by K₂CO₃ or KO₂CAD. We have discounted this hypothesis since we observed no deuteration in the absence of Ag(I)-salt.

(23) For a reaction with a dimerization off-cycle equilibrium the order on these species must be in the range 0.5 to 1. See ref. 19 and SI for demonstration.

(24) Hartwig has shown that “ligandless” Pd(II)-aryl species, generated through O₂-oxidation of the phosphine ligands, can carry out C-H activation in DMA at 110 °C and in the presence of a large excess of benzene. See: Tan, Y.; Hartwig, J. F. *J. Am. Chem. Soc.* **2011**, *133*, 3308. In our case, only decomposition of Pd-complex **5** was observed under O₂ atmosphere.

(25) A related study by Hartwig showed that a cyclometallated Pd(II) phosphine carboxylate complex performed the C-H activation of electron deficient arenes, and that the arene was then transferred to a second Pd(II) complex containing the second arene coupling partner. This process is very unlikely to be operating here due to the observed zero order on Pd. See: Tan, Y.; Barrios-Landeros, F.; Hartwig, J. F. *J. Am. Chem. Soc.* **2012**, *134*, 3683.

(26) Ground state and transition state for the CMD process were calculated by DFT using Gaussian 09. B3LYP and 6-31G(d) were used for main-group atoms, DGDZVP was used for Cr and SDD for Ag.

(27) While direct comparisons are not possible due to the use of different basis sets, the calculated barrier is comparable to those previously

calculated for Pd-mediated CMD using the simplified [Pd(Ph)(PMe₃)(OAc)]. See ref. 8b and Gorelsky, S. I. *Coord. Chem. Rev.* **2013**, 257, 153.

